

MALMO

ARM CHAIR

eZASSEMBLY
INSTRUCTIONS

NOTES:

To achieve the best results with the assembly of our Malmo Chair, we strongly recommend thread locking all screws (apply to full length of screw) and the use of an impact drill gun.

PARTS:

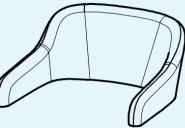

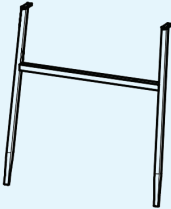




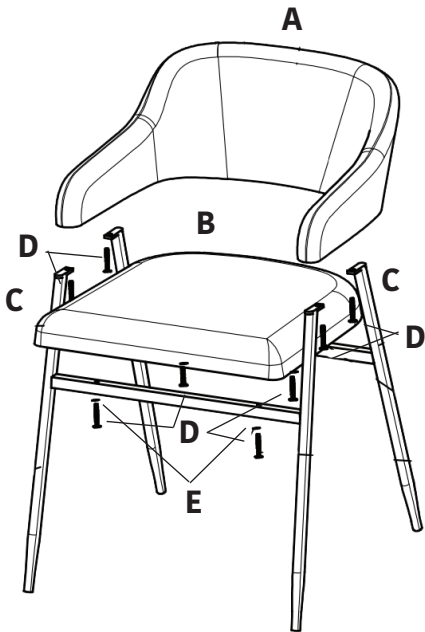
A	B	C	D	E	TOOL	TOOL
			 HEX HEAD 4MM	 WASHER	 IMPACT DRILL	 THREAD LOCK
X1	X1	X2	X8	X4	NOT INCLUDED	NOT INCLUDED

DIAGRAM:

STEP 1:



COMPLETE:

