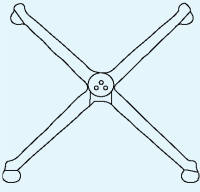
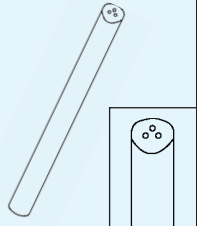
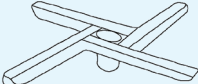





## NOTES:

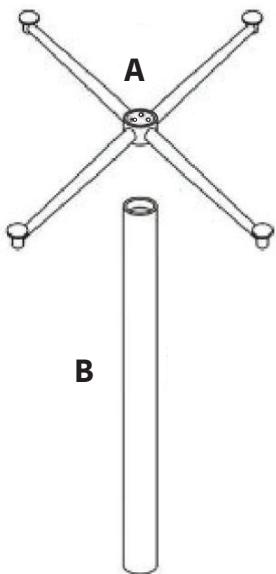
To achieve the best results with the assembly of our base, we strongly recommend thread locking all screws (apply to full length of screw) and using an impact drill gun. Always take care with an impact drill gun.

## PARTS:

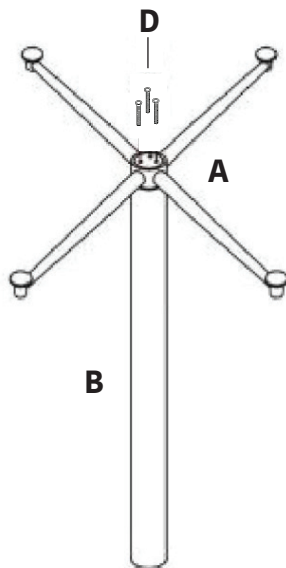
A	B	C	D	TOOL	TOOL
					
X1	X2	X1	X3	IMPACT DRILL	THREAD LOCK
				<b>NOT INCLUDED</b>	<b>NOT INCLUDED</b>

## DIAGRAM:

### STEP 1:

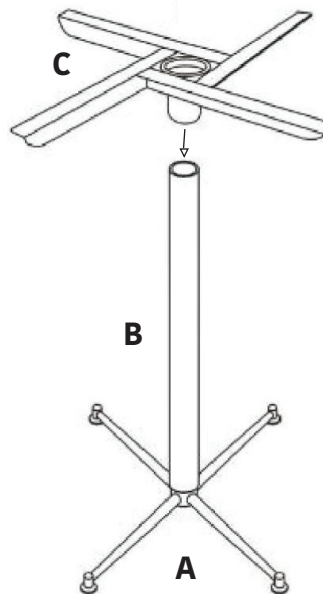


### STEP 2:



### STEP 3:

Push spider on firmly



### COMPLETE:

