

SNOUT 4 LEG SIDE CHAIR

eZ ASSEMBLY INSTRUCTIONS

NOTES:

To achieve the best results with the assembly of our chair, we strongly recommend thread locking all screws (apply to full length of screw) and the use of an impact drill gun.

PARTS:

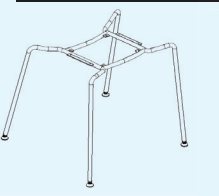
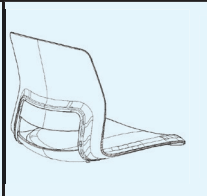
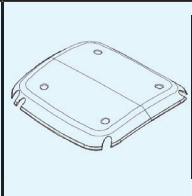
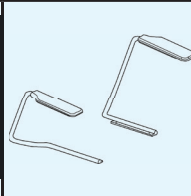




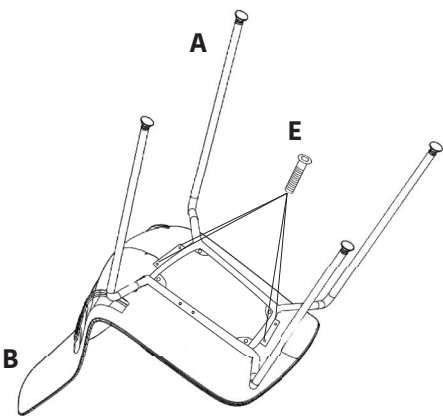
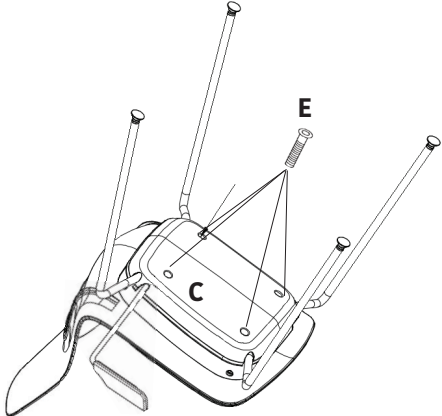
A	B	C	D	E	F	TOOL	TOOL
				 HEX HEAD 14MM	 HEX HEAD 10MM	 IMPACT DRILL GUN	 THREAD LOCK
	X1	X1	X1	X8	X4	NOT INCLUDED	NOT INCLUDED

DIAGRAM:

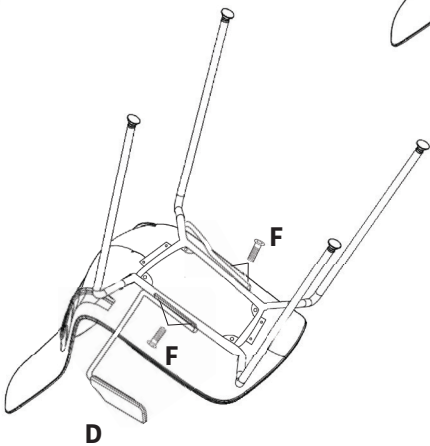
STEP 1 :



STEP 3 :



STEP 2 :



COMPLETE:

