


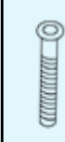






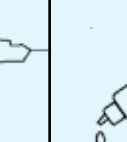



## NOTES:

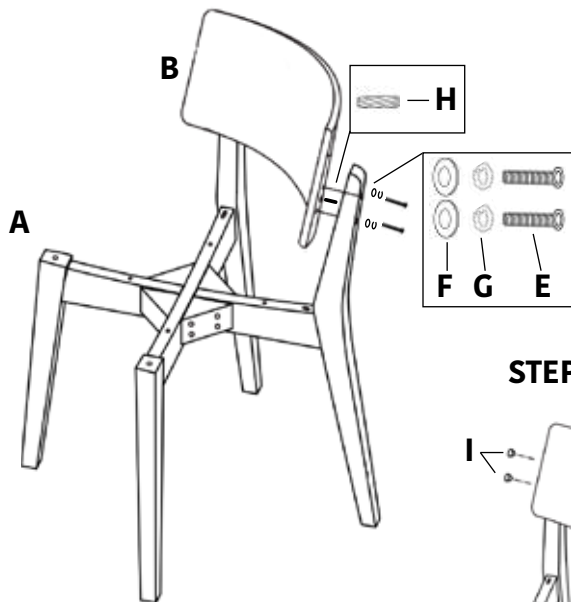
To achieve the best results with the assembly of our chairs, we strongly recommend thread locking all screws (apply to full length of screw) using an impact drill gun and pvc gluing all dowels and plugs. Always take care when screwing into the frame.

## PARTS:

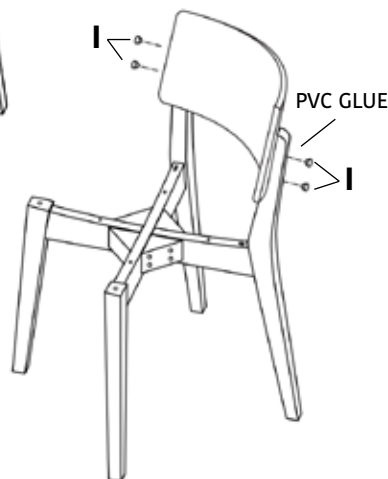
A	B	C	D	E	F	G	H	I	TOOL	TOOL	TOOL
			 HEX HEAD 4MM L75MM	 HEX HEAD 4MM L25MM	 FLAT WASHER	 SPRING WASHER	 DOWEL	 PLUG	 IMPACT GUN	 THREAD LOCK	 PVC GLUE
<b>X1</b>	<b>X1</b>	<b>X1</b>	<b>X4</b>	<b>X4</b>	<b>X8</b>	<b>X8</b>	<b>X2</b>	<b>X4</b>	<b>NOT INCLUDED</b>	<b>NOT INCLUDED</b>	<b>NOT INCLUDED</b>

## DIAGRAM:

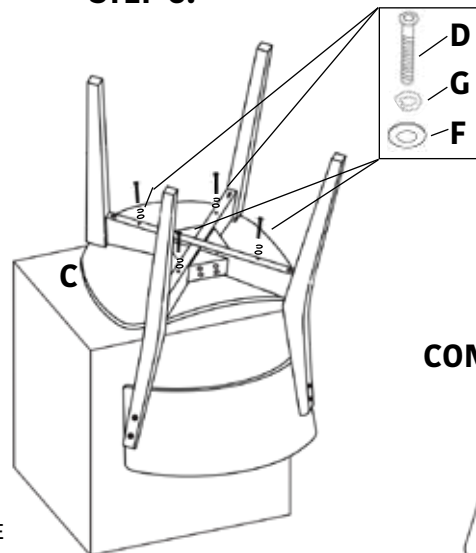
### STEP 1:



### STEP 2:



### STEP 3:



### COMPLETE:

