

HAND SANITISER STAND

eZ ASSEMBLY INSTRUCTIONS

NOTES:

To achieve the best results with the assembly of our stand, we strongly recommend thread locking all screws (apply to full length of screw) and using an impact drill gun.

PARTS:

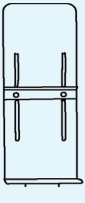

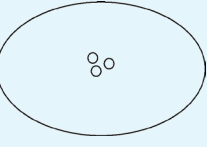
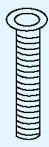


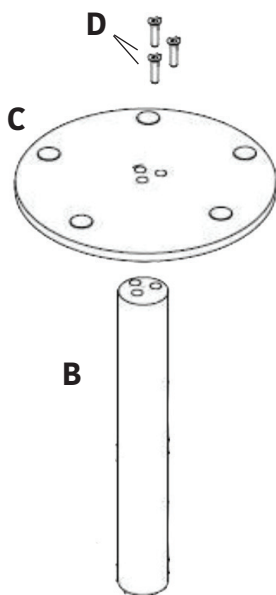
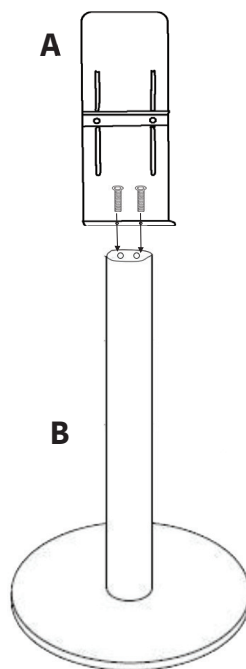
A	B	C	D	TOOL	TOOL
			 HEX HEAD 5MM	 IMPACT DRILL	 THREAD LOCK
X1	X1	X1	X7	NOT INCLUDED	NOT INCLUDED

DIAGRAM:

STEP 1:



STEP 2:



COMPLETE:

