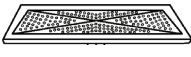


CLIP X

Tables

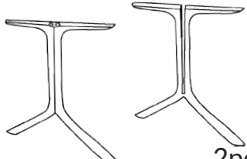
PARTS:

TOP (A)




1pc

BASE (B1- B2)




2pc

PHILLIPS HEAD L45MM (C)



4pc


PHILLIPS HEAD L30MM (D)



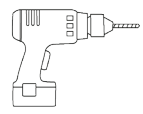
8pc

TOOLS (NOT INCLUDED):

THREADLOCK



IMPACT DRILL

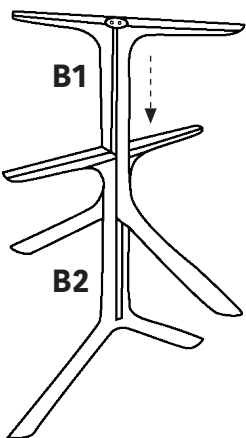


We strongly recommend applying thread lock to the full length of all screws and using an impact drill.

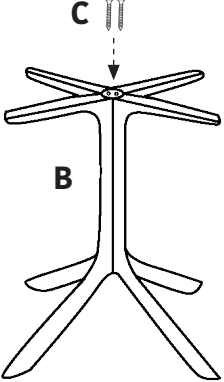
WARNING:
Always take care with a impact drill and be aware at all times as there is a risk of being pinched during the connection process.

INSTRUCTIONS:

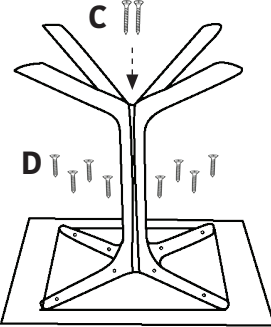
STEP 1:



STEP 2:



STEP 3:



COMPLETE:

