

# CHUNK 1800 BAR TABLE

# eZ ASSEMBLY INSTRUCTIONS

## NOTES:

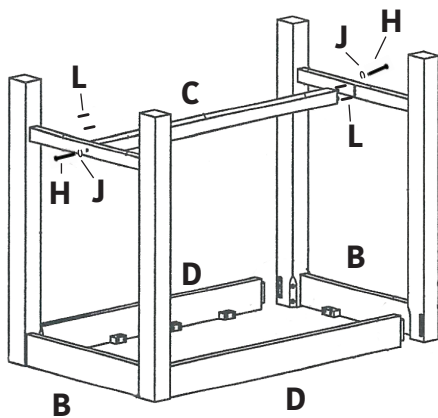
To achieve the best results with the assembly of our table, we strongly recommend wood gluing all screws (apply to full length of screw) and using an impact drill gun with 13mm socket.

## PARTS:

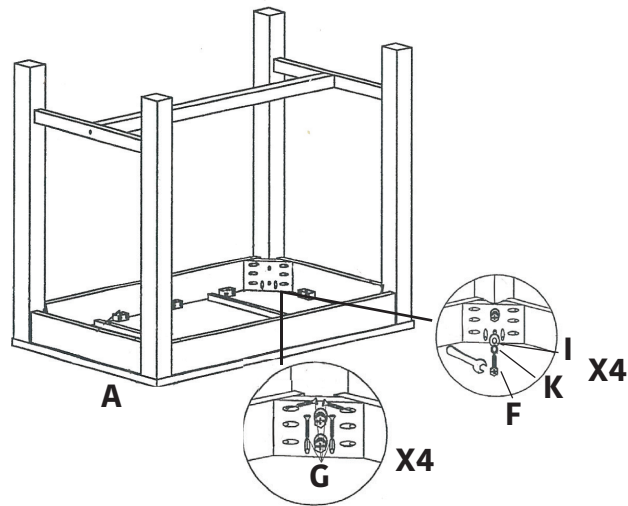
A	B	C	D	E	F	G	H	I	J	K	L	TOOL	TOOL
X1	X2	X1	X2	X4	X8	X44	X2	X8	X2	X8	X4	NOT INCLUDED	NOT INCLUDED
						PHILLIPS HEAD L30MM	HEX HEAD 4MM L45MM	FLAT WASHER	M6 SPRING WASHER	M8 SPRING WASHER		IMPACT GUN WITH 13MM SOCKET	WOOD GLUE

## DIAGRAM:

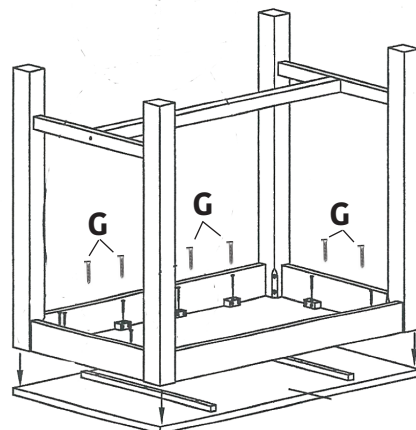
STEP 1:



STEP 3:



STEP 2:



COMPLETE:

